



Total Solution Provider in Saw Device

SD844DP3

SAW DUPLEXER For 844.0MHz / 889.0MHz
Revision 0: May ,2011



- Electrical Characteristics
 - Package Dimensions
 - Testing Environment
 - Frequency Characteristics
-

SAWNICS Inc.

460 Cheonheung-ri, Seonggeo-eup, Cheonan-si, Chungcheongnam-do, 330-836 / Korea.
Tel: +82 41 550 9372 / Fax: +82 41 550 9399 / www.sawnics.com



Electrical Characteristics

Maximum Ratings

Parameters Description	Unit	Minimum	Typical	Maximum
Operation Temperature Range	°C	-30	-	+80
Storage Temperature Range	°C	-40	-	+85
Maximum DC Voltage	V	0		
Maximum Input Power	W	1.0 W > 50,000 Hours, CW tone(Ta= +50°C)		
Input Impedance	Ω	50		
Output Impedance	Ω	50		
Package type & size		P3		
Length x Width	mm ²	-	3.8 x 3.8	-
Height	mm	-	-	1.45

Electrical Specification

Tx → Ant		Specifications			
Parameters Description	Condition [MHz]	Unit	Minimum	Typical	Maximum
Insertion Loss	839.0 ~ 849.0	dB	-	1.3	2.5
Amplitude Ripple	839.0 ~ 849.0	dB _{p-p}	-	0.4	1.0
VSWR	839.0 ~ 849.0	-	-	1.3	2.0
Absolute Attenuation	884.0 ~ 894.0	dB	45	52	-

Ant → Rx		Specifications			
Parameters Description	Condition [MHz]	Unit	Minimum	Typical	Maximum
Insertion Loss	884.0 ~ 894.0	dB	-	1.5	2.5
Amplitude Ripple	884.0 ~ 894.0	dB _{p-p}	-	0.5	1.0
VSWR	884.0 ~ 894.0	-	-	1.5	2.0
Absolute Attenuation	839.0 ~ 849.0	dB	40	45	-



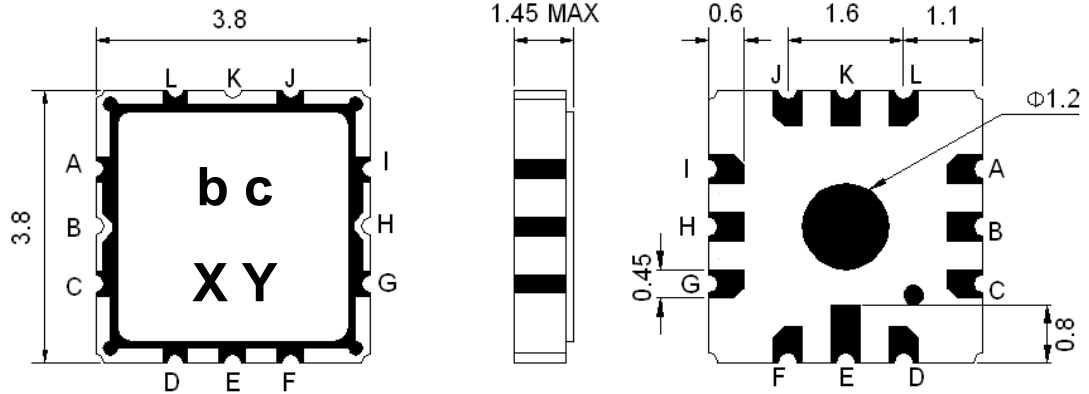
SD844DP3

SAW DUPLEXER FOR 844.0MHz / 889.0MHz

Rx → Tx		Specifications			
Parameters Description	Condition [MHz]	Unit	Minimum	Typical	Maximum
Isolation	839.0 ~ 849.0	dB	40	46	-
	884.0 ~ 894.0	dB	45	55	-

Notes : (1) No Matching Network .

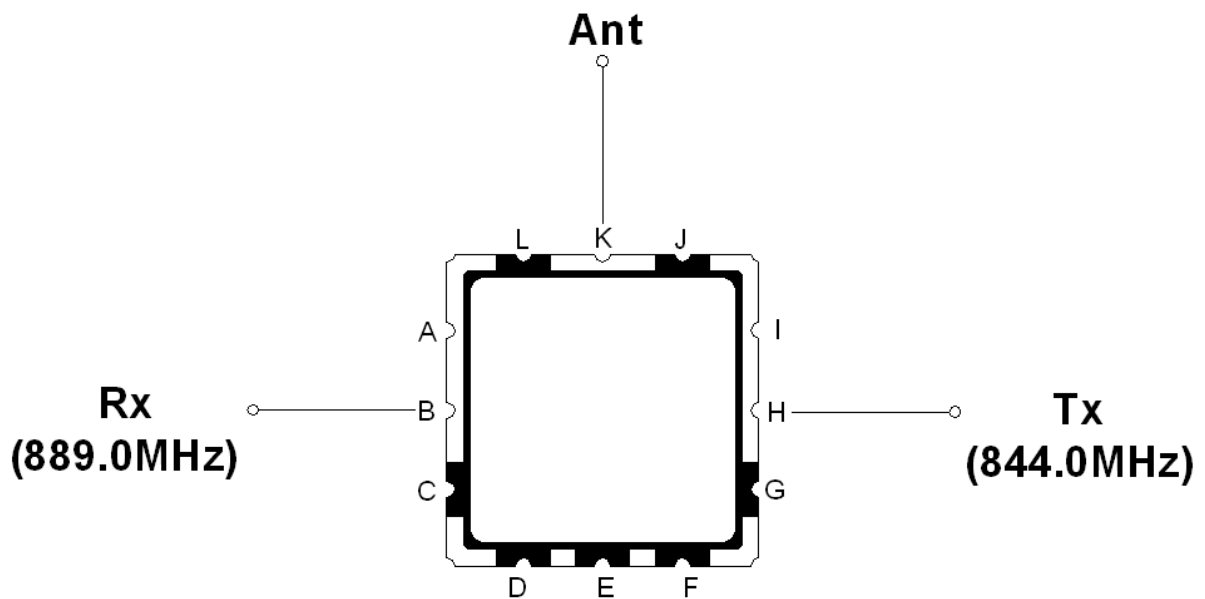
Package Dimensions



Marking Descriptions	
b	Wireless Application
c	Series Number
X	Date Code(Year)
Y	Date Code(Month)

Pin Description	
A, C, D, E, F, G, I, J, L	Ground
K	Ant
B	Rx (889.0MHz)
H	Tx (844.0 MHz)

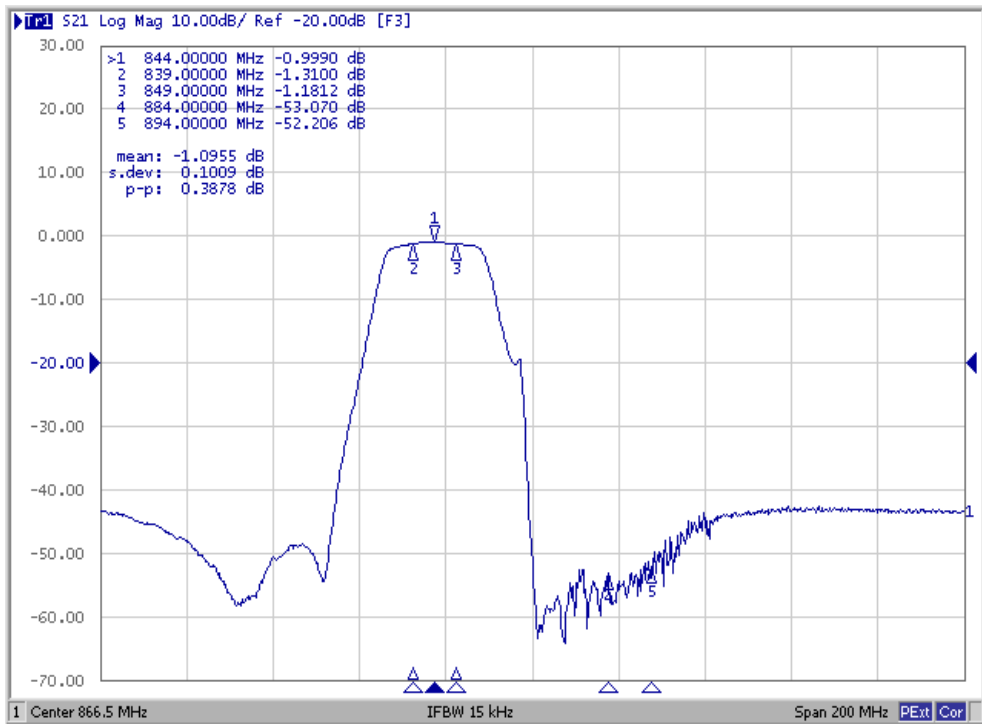
Testing Environment



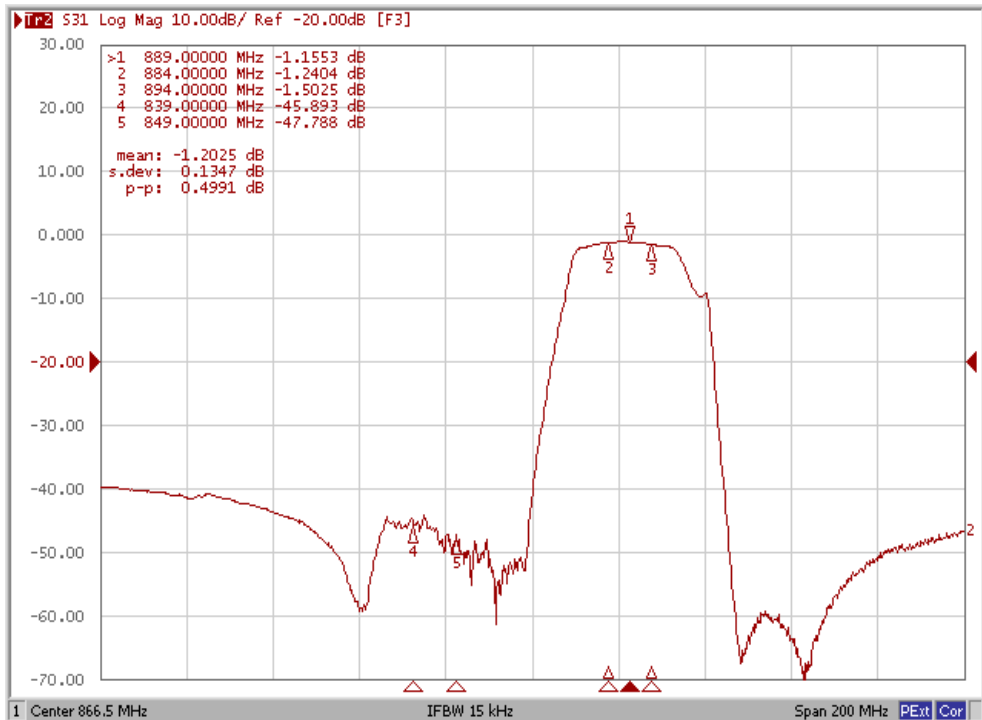


Frequency Characteristics

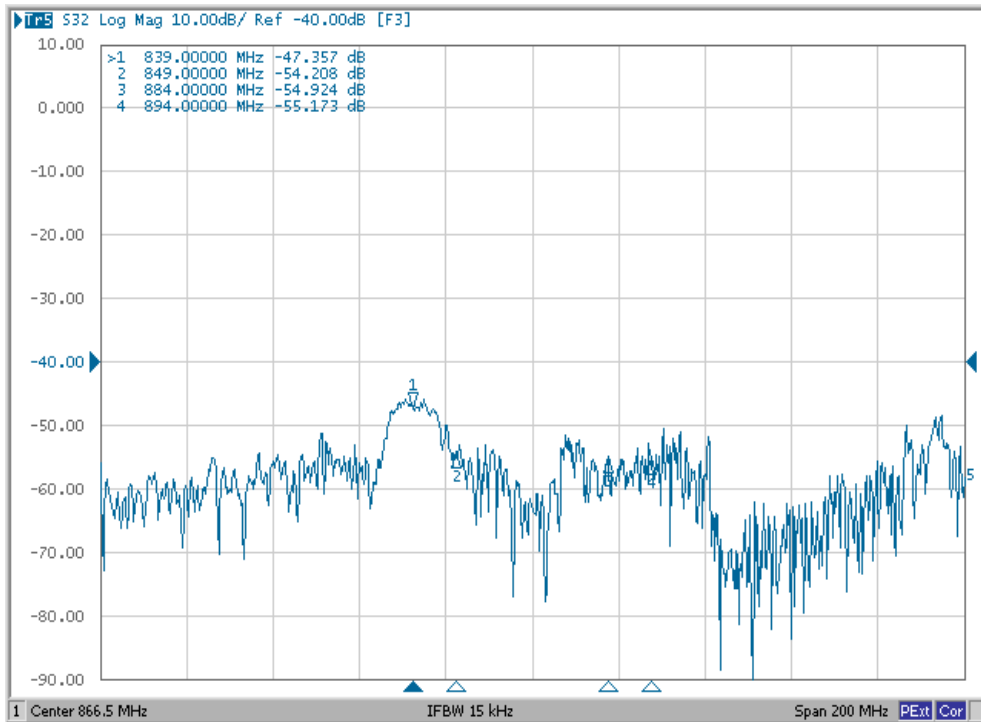
Tx to Ant



Ant to Rx

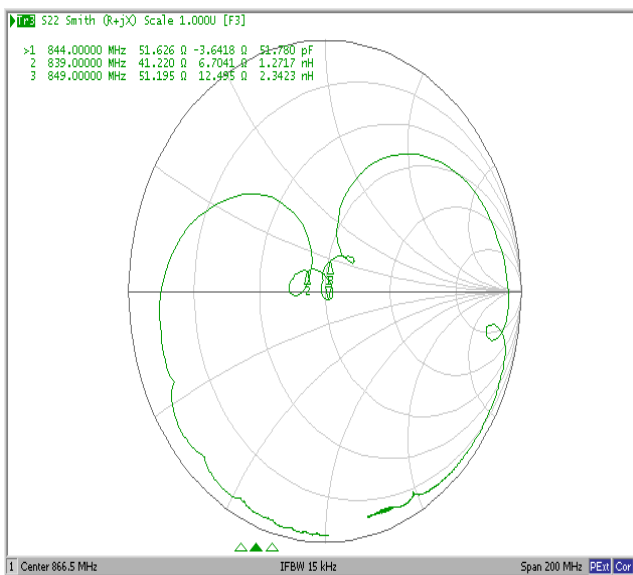


Isolation

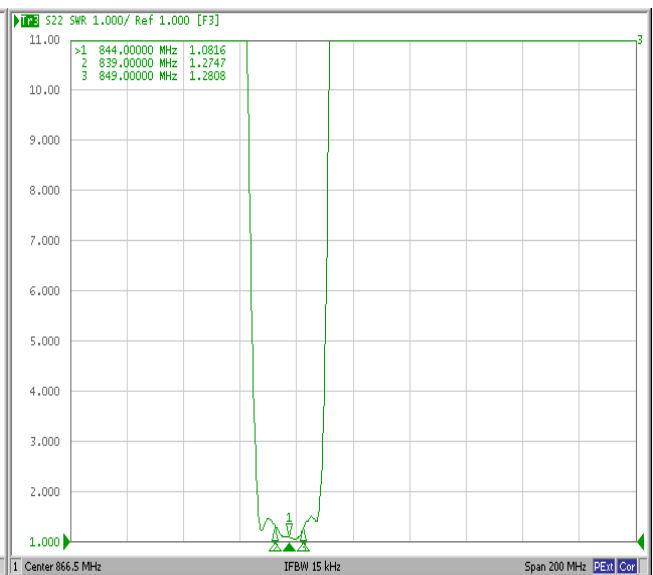


Tx Part

Smith Chart



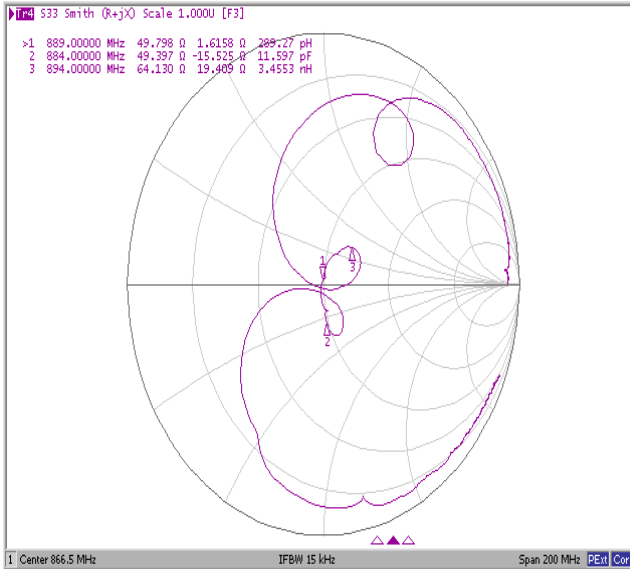
VSWR



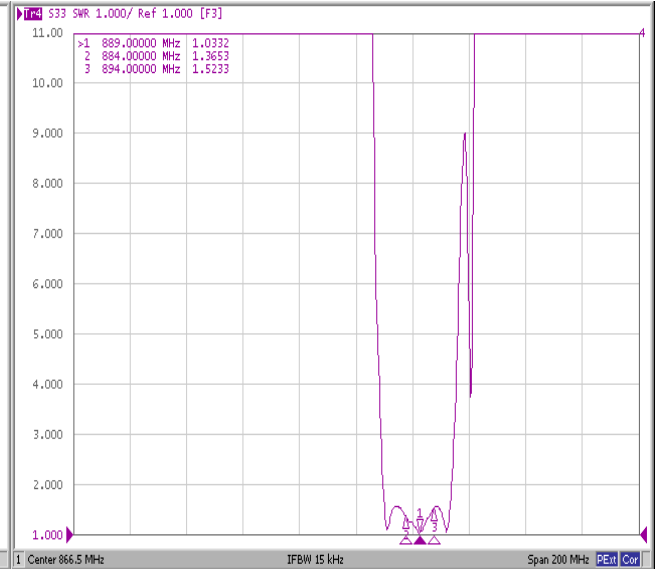


Rx Part

Smith Chart

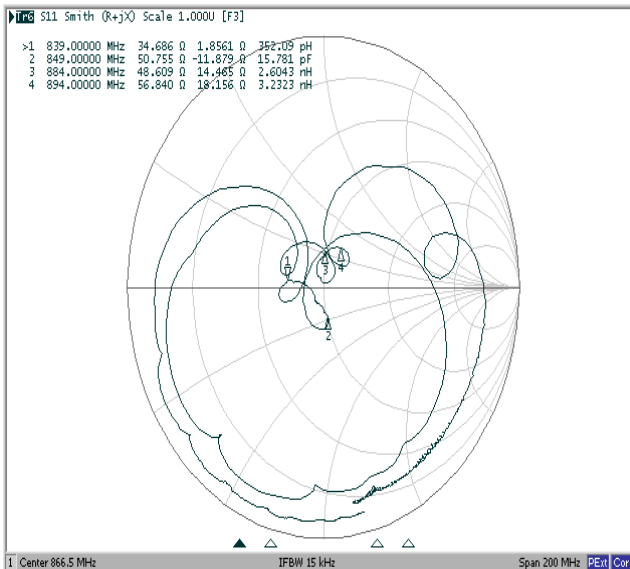


VSWR



Antenna

Smith Chart



VSWR

